


# Participant Workbook

## Transition for Families: Preparing for Life After High School



From school .....to adult life!

Images from Public Domain Clip Art

## **Goals of this Workshop**

Provide participants with skills to work with your child and the Committee on Special Education (CSE) to:

- ✓ Assess your child's strengths, interests, and needs: **Your Child – Today**
- ✓ Establish measurable post-secondary goals and annual goals: **Your Child – In the Future?**
- ✓ Identify appropriate transition services and coordinated sets of activities: **How Will Your Child Get There?**


***Participants will leave with resources and an action plan for getting started.***

## **This is Your Workbook For Workshop Activities**

This workbook is designed to assist families in communicating their needs and preferences to school and agency personnel at transition planning meetings.



This graphic will appear in the PowerPoint presentation whenever you need to refer to this workbook.



## ***Questions to consider when developing your child's transition plan.***

### **Learning – Training and Education**

- At what age will my child graduate from high school? What type of diploma will he or she receive?
- How independently does my child complete homework?
- What are my child's learning strengths? Challenges?
- What activities does my child require extra help in?

Notes:

### **Earning – Employment**


- What is my child good at and excited about?
- What classes can my child take to learn more about career interests?
- What would it take to support my child in an after school or summer job?
- What does your child like to do during free time? What activities does he/she choose?
- How does your child respond to supervision (i.e., suggestions about free time use, correction)?

Notes:


### **Living -- Independent Living Skills**

- How independently does my child travel to places in the community?
- What chores does my child do around the house? (cooking, laundry, dishwashing)
- Does my child take care of personal needs (e.g., medication, hygiene)?

Notes:

 **MPSG Reflection:  
Capturing Your Thoughts**

- Think about your son/daughter. What words describe his or her vision for the future?
- Is this different from your vision?
- Describe YOUR vision for:  
Education/Training, Employment,  
Independent Living Skills
- Write your thoughts in the worksheet and share with others at your table

 **Transition Tip:** If you and your child are not on the same page, work with your school district.



*As you think about the future, what are your hopes and concerns for your child?*

Hopes:

---

---

Concerns:

---

---

*What is your vision for the future for your child -- in the following areas?*

Education and Training:

---

---

Employment:

---

---

Community Living:

---

---

*How is your child's vision different than yours?*

---

---

*What is one way you and your child might develop a shared vision?*


---

---

Websites to Explore and Learn about New York State agencies:

## New York Makes Work Pay:

<http://ilr-edi-r1.ilr.cornell.edu/nymakesworkpay/rny-services.cfm>



## Find services in New York State

This disability services portal was developed to ensure that any person with a disability could quickly and easily identify services and other supports in New York State that might support them in moving toward employment. The service calculator does not determine eligibility but will generate a report of various agencies that may be able to provide services and supports to assist an individual with a disability in going to work.

## TransitionSource.org


<http://transitionsource.org/allqual/resource-map.cfm>



This webpage provides a county-by-county breakdown of agencies with contact information, updated annually. You do not need to have an account on this website to access this web page.

## TRANSITION PLANNING TIMELINE

The following is a series of events that may need to be considered during the student's transition process. All items will not be applicable to all students. The list is provided to serve as an optional planning tool.

 ACTION	SUGGESTED AGE RANGE
Administer initial transition assessments	12
Complete periodic transition assessments	12 – 21
Develop a career plan	12 – 21 (any age) & update annually
Develop skills in self-determination and self-advocacy	12 - 21
Introduce and discuss transition services	15 or younger as appropriate
Assure that copies of work-related documents are available: <ul style="list-style-type: none"> <li>• Social security card</li> <li>• Birth certificate</li> <li>• Obtain working papers (if appropriate)</li> <li>• Obtain personal ID card</li> </ul>	14 - 17
Parental consent needed to include a representative(s) from a community agency likely to provide transition services	15 – 21
Develop measurable post-secondary goals with student	15+
Develop transition component of IEP	15+
Explore community leisure activities	12 – 21
Consider employment/volunteer experience	15 – 20
Consider the need for residential opportunities; complete applications, as appropriate	18 – 21
Visit community agencies and organizations	15 – 21
Investigate guardianship	16 – 18
Develop transportation/mobility strategies such as: <ul style="list-style-type: none"> <li>• Independent travel skills training</li> <li>• Public or para-transit transportation</li> <li>• Needs for travel attendant</li> <li>• Obtaining a driver's license</li> </ul>	16 - 21



Comments, Notes: